



# Nurture Class, Term 4 Once Upon A Time Home Learning Ideas!

**These activities are ideas for things for you to try at home with an adult. You can do all of them, choose the ones that you find most interesting or invent your own.**

**Have fun!**

## Storybook Kings and Queens

Many fairy tales have kings, queens, princes and princesses in them. How about dressing up and making a royal crown? You could practise your scissor skills to cut out a paper shape, then and stick 'jewels' on using tweezers and glue.



## Fairy Tales

Read some fairy stories and find your favourites to share with us at school. You could try these:

- Jack and the Beanstalk
- Goldilocks and the Three Bears
- Little Red Riding Hood
- The Gingerbread Man
- The Three Little Pigs
- The Three Billy Goats Gruff
- Rapunzel
- The Little Red Hen

Which one do you like best?

## Good Reads

Join the library if you're not a member already. You can borrow books for free!



## Goldilocks Fun

How about acting the story, taking turns to play Goldilocks and each of the bears? Don't forget to do different voices for each! You could make and taste porridge with a grown-up too. You might like to play games by sorting things like bowls, chairs and spoons into small, medium and large. How about setting up a Goldilocks obstacle course? Create an obstacle course with areas to "jump over beds," "sit in chairs," or "taste porridge" (but use pretend things or small props!). Make a 'wanted' poster for Goldilocks



## My History

Once upon a time you were a baby, then you were a toddler and now you're at school! Have fun making a timeline of your life with pictures or photos. You could put in your birthdays, holidays or trips, starting school or nursery, new brothers or sisters, or anything else that has been important in your life.


## The Olden Days

Have a look at books with pictures of old things in them, like cars, ships, clothes or toys. Have your parents or grandparents got any old things at home that you could look at? How have things changed over time? Show us any interesting things you find.



## Magic Beanstalks

Have a go at some of these with your grown-ups: Make your own stick puppets to tell the story. Spaghetti Beanstalks! (Twist cooked and coloured spaghetti into beanstalks.) Play a game to match magic beans to written numbers. Make a Jack and the Beanstalk castle or cut-out. Find out about the life cycle of a plant. Discuss whether giants are real or make-believe. Plant your own magic beans and see what happens!



## My Proud Moments

Can you remember any of the big things you have done in your life that you're proud of? How about the day you started pre-school, or your first day at Wincheap? Are you learning to swim or ride a bike? Is there something you've become really good at? You could make a scrapbook or show us pictures of some of your proud moments.



# Nurture Class, Term 4 Once Upon A Time Home Learning Ideas!

## Knights

Knights lived long ago and we can read about them in stories. You could:  
Make a shield or helmet.  
Make a tin foil knight.  
Make a cardboard puppet.  
Make a castle



## Kings and Queens

What can you find out about real-life kings and queens? Maybe you could find some pictures and tell us about the amazing things Queen Elizabeth II and King Charles have done.



## Huff and Puff

Try some of these fun ideas!  
Build houses for the three little pigs from different materials. Which are the strongest? Try straws or lolly sticks.  
Make character puppets from toilet roll middles.  
Make a craft circle piggy or a paper plate mask.



## Watch Out, Dragon About!

Fairy tales often have dragons in too. You could...  
Make a paper plate dragon.  
Make a twisty dragon from cake cases.  
Read 'Zog' and make playdough dragons.  
Make dragons by sticking pieces of paper cut into different shapes. Don't forget to tell your grown-up the names of the shapes you are using.  
How about a cut-out hands dragon too?





## Family Tree

Have a go at making your family tree. You could stick on photos of your family or draw pictures. You could even write about the people in your family. Who are the oldest people and who are the youngest?



## Amazing Achievements

You could find out about some people who have done great things, perhaps an explorer, a scientist or an inventor. Tell us all about them!



## Share with us at school

We'd love to hear about your learning at home. We look forward to you sharing with us. Don't forget you can send things on Seesaw too!